

NJPW G1 Climax 33 – Night Eighteen – Semi Finals

Date: August 12, 2023

Venue: Ryogoku Kokugikan (Sumo Hall), Tokyo

Time: 5:00 pm JST

G1 Climax 33 Semi-Final Match Will Ospreay [B2] vs. Tetsuya Naito [D1]

G1 Climax 33 – Tournament To Date

Wrestler	Points	Max Points	Streak	Wins	Losses	Draws	Total Match Length	Average Match Length	% Of Total Block Time	Average Winning Match Length	Average Losing Match Length	Win/Loss Differential
Will Ospreay	10	10	W1	5	2	0	1:47:56	15:25	14.36%	14:56	0:16:38	0:01:43
Tetsuya Naito	10	10	W3	5	2	0	1:39:59	14:17	16.49%	14:23	0:14:02	-0:00:21

- Will Ospreay and Tetsuya Naito both finished their block matches with a 5-2 record and with just about a one-minute difference in average match length.

Recent History – 2023 Year To Date – NJPW Singles

Wrestler	2023 Singles WINS	2023 Singles LOSSES	2023 Singles Draws	2023 Singles Win %	2023 Singles Total Match Length	2023 Singles Average Match Length	2023 Singles Average Winning Match Length	2023 Singles Average Losing Match Length	2023 Singles W/L Differential
Will Ospreay	11	3	0	.786	4:27:18	0:19:06	0:18:08	0:22:38	0:04:31
Tetsuya Naito	11	3	0	.786	4:08:33	0:17:45	0:17:48	0:17:35	-0:00:13

- Will Ospreay and Tetsuya Naito both enter their semi-final match with an 11-3 record in 2023.

Recent History – Last 365 Days – NJPW Singles

Wrestler	Singles Wins (365)	Singles Losses (365)	Singles Draws (365)	Singles Win % (365)	Singles Total Match Length (365)	Singles Average Match Length (365)	Singles Average Winning Match Length (365)	Singles Average Losing Match Length (365)	Singles W/L Differential (365)
Will Ospreay	18	4	0	.818	7:28:56	0:20:24	19:17	25:27	06:10
Tetsuya Naito	13	5	0	.722	5:22:06	0:17:54	16:50	20:39	03:49

Recent History – 2023 Year To Date – Individual Overall

Wrestler	2023 Overall Wins	2023 Overall Losses	2023 Overall Draws	2023 Overall Win %	2023 Overall Total Matches	2023 Overall Total Match Length	2023 Overall Average Match Length	2023 Overall Average Winning Match Length	2023 Overall Average Losing Match Length	2023 Overall W/L Differential
Will Ospreay	26	4	0	.867	30	7:17:12	14:34	13:51	19:18	05:27
Tetsuya Naito	49	27	0	.645	76	16:56:22	13:22	13:55	12:22	-01:33

- Tetsuya Naito's 76 overall matches this year are the most in NJPW.

Head To Head History

Date	Event	Match Type	Winner	Loser	Match Duration	Location	Venue
8/17/22	NJPW G1 Climax 32 - Night 19	G1 Climax 2022 Semi Final Match	Will Ospreay	Tetsuya Naito	0:20:23	Tokyo, Japan	Nippon Budokan
11/5/22	NJPW Battle Autumn 2022 - Night 16	IWGP United States Heavyweight Title Match	Will Ospreay	Tetsuya Naito	0:30:07	Osaka, Japan	EDION Arena Osaka

G1 Climax 33 Semi-Final Match Will Ospreay [B2] vs. Tetsuya Naito [D1]

History in Ryogoku

All Singles Matches In Ryogoku					All G1 Climax Matches In Ryogoku				
Wrestler	WIN	LOSS	DRAW	Win %	Wrestler	WIN	LOSS	DRAW	Win %
Will Ospreay	6	1	0	.857	Will Ospreay	1	0	0	1.000
Tetsuya Naito	11	12	0	.478	Tetsuya Naito	7	6	0	.538

- Ospreay has not lost a singles match here at Ryogoku since his NJPW debut against KUSHIDA in April of 2016. He has won six straight since then.
- Tetsuya Naito is 3-1 in his last four matches at Ryogoku, including wins over Hiroshi Tanahashi, Kenny Omega, and Tomohiro Ishii.
- In the last decade, Tetsuya Naito has won 8 singles matches at Ryogoku, the second-most in that period.
 - Will Ospreay's six wins are the seventh-most in the last decade.

G1 Climax – All Time

Wrestler	G1 Climax Wins (All Time)	G1 Climax Losses (All Time)	G1 Climax Draws (All Time)	G1 Climax Win % (All Time)	G1 Climax Total Match Length (All Time)	G1 Climax Average Match Length (All Time)	G1 Climax Average Winning Match Length (All Time)	G1 Climax Average Losing Match Length (All Time)	G1 Climax W/L Differential (All Time)
Will Ospreay	21	13	0	.618	9:38:53	0:17:02	15:18	19:48	04:30
Tetsuya Naito	70	45	1	.603	30:48:58	0:15:56	15:56	15:39	-00:17

- Tetsuya Naito's 70 G1 Climax wins are the third-most all-time.

G1 Climax – All Time – Main Events

Wrestler	G1 Climax Wins (Main Events)	G1 Climax Losses (Main Events)	G1 Climax Draws (Main Events)	G1 Climax Win % (Main Events)	G1 Climax Total Match Length (Main Events)	G1 Climax Average Match Length (Main Events)	G1 Climax Average Winning Match Length (Main Events)	G1 Climax Average Losing Match Length (Main Events)	G1 Climax W/L Differential (Main Events)	Percentage of G1 Climax Match Length in Main Event
Will Ospreay	3	6	0	.333	3:12:58	0:21:26	18:52	22:44	03:52	33.33%
Tetsuya Naito	23	15	0	.605	14:07:54	0:22:19	22:45	21:39	-01:06	45.86%

- Tetsuya Naito's 23 G1 Climax Main Event victories are the third-most all-time. He only trails Kazuchika Okada and Hiroshi Tanahashi.

NJPW – All Time – Main Events

Wrestler	Career Wins (Main Events)	Career Losses (Main Events)	Career Draws (Main Events)	Career Win % (Main Events)	Career Total Match Length (Main Events)	Career Average Match Length (Main Events)	Career Average Winning Match Length (Main Events)	Career Average Losing Match Length (Main Events)	Career W/L Differential (Main Events)
Will Ospreay	26	18	0	.591	16:38:11	0:22:41	22:32	22:55	00:23
Tetsuya Naito	48	32	0	.600	33:10:47	0:24:53	24:43	25:09	00:26

- Tetsuya Naito's 48 Main Event wins are the third-most since 1990.
- Since his NJPW debut in April of 2016, Will Ospreay has participated in the fourth-most singles main events with 44.
 - Tetsuya Naito has wrestled in 65 main events since Will Ospreay's debut in 2016.

NJPW G1 Climax 33 – Night Eighteen – Semi Finals

Date: August 12, 2023

Venue: Ryogoku Kokugikan (Sumo Hall), Tokyo

Time: 5:00 pm JST

G1 Climax 33 Semi-Final Match Kazuchika Okada [B1] vs. EVIL [C2]

G1 Climax 33 – Tournament To Date

Wrestler	Points	Max Points	Streak	Wins	Losses	Draws	Total Match Length	Average Match Length	% Of Total Block Time	Average Winning Match Length	Average Losing Match Length	Win/Loss Differential
Kazuchika Okada	12	12	W2	6	1	0	1:53:40	16:14	15.12%	16:03	0:17:21	0:01:18
EVIL	10	10	W1	5	2	0	1:43:00	14:43	13.02%	15:26	0:12:56	-0:02:30

Recent History – 2023 Year To Date – NJPW Singles

Wrestler	2023 Singles WINS	2023 Singles LOSSES	2023 Singles Draws	2023 Singles Win %	2023 Singles Total Match Length	2023 Singles Average Match Length	2023 Singles Average Winning Match Length	2023 Singles Average Losing Match Length	2023 Singles W/L Differential
Kazuchika Okada	10	3	0	.769	4:36:29	0:21:16	0:20:26	0:24:02	0:03:36
EVIL	8	3	0	.727	2:51:12	0:15:34	0:16:14	0:13:47	-0:02:26

Recent History – Last 365 Days – NJPW Singles

Wrestler	Singles Wins (365)	Singles Losses (365)	Singles Draws (365)	Singles Win % (365)	Singles Total Match Length (365)	Singles Average Match Length (365)	Singles Average Winning Match Length (365)	Singles Average Losing Match Length (365)	Singles W/L Differential (365)
Kazuchika Okada	16	3	0	.842	6:26:35	0:20:21	19:39	24:02	04:23
EVIL	11	5	0	.688	3:26:07	0:12:53	14:28	09:23	-05:06

Recent History – 2023 Year To Date – Individual Overall

Wrestler	2023 Overall Wins	2023 Overall Losses	2023 Overall Draws	2023 Overall Win %	2023 Overall Total Matches	2023 Overall Total Match Length	2023 Overall Average Match Length	2023 Overall Average Winning Match Length	2023 Overall Average Losing Match Length	2023 Overall W/L Differential
Kazuchika Okada	34	26	1	.557	61	15:34:30	15:19	15:16	15:43	00:26
EVIL	24	33	2	.407	59	10:45:25	10:56	11:16	10:49	-00:28

Head To Head History

Date	Event	Match Type	Winner	Loser	Match Duration	Location	Venue
8/5/17	NJPW G1 Climax 2017 - Night 14	G1 Climax 2017 Block B Match	EVIL	Kazuchika Okada	0:22:47	Osaka, Japan	EDION Arena Osaka
10/9/17	NJPW King Of Pro-Wrestling 2017	IWGP Heavyweight Title Match	Kazuchika Okada	EVIL	0:33:26	Tokyo, Japan	Ryogoku Kokugikan
8/5/18	NJPW G1 Climax 2018 - Night 15	G1 Climax 2018 Block A Match	Kazuchika Okada	EVIL	0:18:27	Osaka, Japan	EDION Arena Osaka
8/7/19	NJPW G1 Climax 2019 - Night 15	G1 Climax 2019 Block A Match	Kazuchika Okada	EVIL	0:27:00	Hamamatsu, Shizuoka, Japan	Hamamatsu Arena
7/11/20	NJPW New Japan Cup 2020 - Night 9	New Japan Cup 2020 Final Match	EVIL	Kazuchika Okada	0:31:50	Osaka, Japan	Osaka-Jo Hall
2/11/21	NJPW The New Beginning In Hiroshima 2021 - Night 2	Singles Match	Kazuchika Okada	EVIL	0:05:41	Hiroshima, Japan	Hiroshima Sun Plaza
2/27/21	NJPW Castle Attack - Night 1	Singles Match	Kazuchika Okada	EVIL	0:28:11	Osaka, Japan	Osaka-Jo Hall
9/24/21	NJPW G1 Climax 2021 - Night 4	G1 Climax 2021 Block B Match	Kazuchika Okada	EVIL	0:21:46	Tokyo, Japan	Ota City General Gymnasium

- Kazuchika Okada leads the all-time series with EVIL 6-3.
 - Okada also leads the G1 series with EVIL 3-1.

NJPW G1 Climax 33 – Night Eighteen – Semi Finals

Date: August 12, 2023

Venue: Ryogoku Kokugikan (Sumo Hall), Tokyo

Time: 5:00 pm JST

G1 Climax 33 Semi-Final Match Kazuchika Okada [B1] vs. EVIL [C2]

History in Ryogoku

All Singles Matches In Ryogoku					All G1 Climax Matches In Ryogoku				
Wrestler	WIN	LOSS	DRAW	Win %	Wrestler	WIN	LOSS	DRAW	Win %
Kazuchika Okada	16	9	2	.621	Kazuchika Okada	2	4	2	.250
EVIL	3	3	0	.500	EVIL	2	1	0	.667

- Since winning the 2012 G1 Climax in Ryogoku Sumo Hall, Kazuchika Okada has gone winless in his last six G1 Climax matches in the storied venue (0-4-2).
- Okada's twelve singles wins since 2013 here are most in the last decade. None of those wins occurred in G1 Climax matches.

G1 Climax – All Time

Wrestler	G1 Climax Wins (All Time)	G1 Climax Losses (All Time)	G1 Climax Draws (All Time)	G1 Climax Win % (All Time)	G1 Climax Total Match Length (All Time)	G1 Climax Average Match Length (All Time)	G1 Climax Average Winning Match Length (All Time)	G1 Climax Average Losing Match Length (All Time)	G1 Climax W/L Differential (All Time)
Kazuchika Okada	79	26	4	.725	32:40:44	0:17:59	17:08	18:44	01:35
EVIL	41	27	0	.603	16:30:31	0:14:34	13:47	15:32	01:45

- Kazuchika Okada holds the highest G1 Climax winning percentage of all time.
- Okada's 32 hours, 40 minutes, and 44 seconds of total G1 match length is the second-most all-time (Tanahashi 46:19:54)
- With a win tonight, EVIL would surpass Kota Ibushi on the all-time G1 wins list, and EVIL would be tied with Tomohiro Ishii for the 12th-most all-time.

NJPW G1 Climax 33 – Night Eighteen – Semi Finals

Date: August 12, 2023

Venue: Ryogoku Kokugikan (Sumo Hall), Tokyo

Time: 5:00 pm JST

G1 Climax 33 Knockout Bracket




NJPW G1 Climax 33 – Night Eighteen – Semi Finals

Date: August 12, 2023

Venue: Ryogoku Kokugikan (Sumo Hall), Tokyo

Time: 5:00 pm JST

A Block Table

 A BLOCK	SANADA	Shota Umino	Ren Narita	Yota Tsuji	Hikuleo	Chase Owens	Gabe Kidd	Kaito Kiyomiya	TOTAL POINTS
SANADA		○	○	○	○	○	○	○	14
Shota Umino	●		▲	●	●	○	○	▲	6
Ren Narita	●	▲		▲	●	○	●	○	6
Yota Tsuji	●	○	▲		●	○	○	●	7
Hikuleo	●	○	○	○		●	●	○	8
Chase Owens	●	●	●	●	○		○	●	4
Gabe Kidd	●	●	○	●	○	●		▲	5
Kaito Kiyomiya	●	▲	●	○	●	○	▲		6

A Block Tournament-To-Date Boxscore

A BLOCK							MATCH LENGTH									
Wrestler	Points	Max Points	Streak	Wins	Losses	Draws	Total Match Length	Average Match Length	% Of Total Block Time	Average Winning Match Length	Average Losing Match Length	Win/Loss Differential	Shortest Win	Shortest Loss	Longest Win	Longest Loss
SANADA	14	14	W7	7	0	0	1:45:29	15:04	14.16%	15:04			09:13		19:58	00:00
Hikuleo	8	8	W4	4	3	0	1:16:22	10:55	10.25%	12:49	0:08:22	-0:04:28	09:46	08:22	17:21	11:20
<i>Yota Tsuji</i>	<i>7</i>	7	W2	3	3	1	1:51:25	15:55	14.96%	15:16	0:15:12	-0:00:04	11:42	15:12	19:20	18:36
<i>Ren Narita</i>	<i>6</i>	6	W2	2	3	2	1:42:58	14:43	13.82%	12:13	0:12:51	0:00:38	09:08	12:51	15:17	16:30
<i>Shota Umino</i>	<i>6</i>	6	L2	2	3	2	1:58:07	16:52	15.86%	11:19	0:18:30	0:07:11	09:35	18:30	13:03	19:20
<i>Kaito Kiyomiya</i>	<i>6</i>	6	L2	2	3	2	1:40:01	14:17	13.43%	11:38	0:15:00	0:03:22	08:28	15:00	14:48	19:58
<i>Gabe Kidd</i>	<i>5</i>	5	L2	2	4	1	1:08:11	09:44	9.15%	06:47	0:10:43	0:03:56	03:29	10:43	10:05	14:47
<i>Chase Owens</i>	<i>4</i>	4	L4	2	5	0	1:02:21	08:54	8.37%	07:07	0:09:37	0:02:30	02:55	09:37	11:20	11:42
Italics=Eliminated							6:12:27	0:13:18								


NJPW G1 Climax 33 – Night Eighteen – Semi Finals

Date: August 12, 2023

Venue: Ryogoku Kokugikan (Sumo Hall), Tokyo

Time: 5:00 pm JST

B Block Table

 B BLOCK	Kazuchika Okada	YOSHI-HASHI	Tanga Loa	El Phantasmo	Taichi	Will Ospreay	Great-O-Khan	KENTA	TOTAL POINTS
Kazuchika Okada		○	○	○	○	●	○	●	12
YOSHI-HASHI	●		○	○	●	●	●	●	4
Tanga Loa	●	●		●	●	○	○	○	6
El Phantasmo	●	●	○		○	○	●	○	6
Taichi	●	○	○	●		○	●	●	6
Will Ospreay	○	○	●	○	●		○	○	10
Great-O-Khan	●	○	●	○	○	●		●	6
KENTA	●	○	●	●	○	●	○		6

B Block Tournament-To-Date Boxscore

B BLOCK							MATCH LENGTH									
Wrestler	Points	Max Points	Streak	Wins	Losses	Draws	Total Match Length	Average Match Length	% Of Total Block Match Length	Average Winning Match Length	Average Losing Match Length	Win/Loss Differential	Shortest Win	Shortest Loss	Longest Win	Longest Loss
Kazuchika Okada	12	12	W2	6	1	0	1:53:40	16:14	15.12%	16:03	0:17:21	0:01:18	12:33	17:21	19:10	17:21
Will Ospreay	10	10	W1	5	2	0	1:47:56	15:25	14.36%	14:56	0:16:38	0:01:43	11:20	16:38	18:52	17:43
El Phantasmo	6	6	L1	3	4	0	1:25:24	12:12	11.36%	08:50	0:14:44	0:05:54	00:19	14:44	13:56	18:52
KENTA	6	6	W1	3	4	0	1:12:24	10:21	9.63%	08:42	0:11:34	0:02:52	02:11	11:34	12:16	19:10
Tanga Loa	6	6	L1	3	4	0	1:30:57	13:00	12.10%	13:40	0:12:29	-0:01:11	12:41	12:29	15:34	12:35
Taichi	6	6	L2	3	4	0	1:33:38	13:23	12.46%	14:30	0:12:32	-0:01:58	12:34	12:32	17:43	17:41
Great-O-Khan	6	6	W2	3	4	0	1:35:21	13:37	12.68%	14:46	0:12:46	-0:02:00	12:46	12:46	17:41	15:23
YOSHI-HASHI	4	4	L4	2	5	0	1:32:26	13:12	12.30%	11:46	0:13:47	0:02:02	10:56	13:47	12:35	16:32
Italics=Eliminated							6:15:53	0:13:25								


NJPW G1 Climax 33 – Night Eighteen – Semi Finals

Date: August 12, 2023

Venue: Ryogoku Kokugikan (Sumo Hall), Tokyo

Time: 5:00 pm JST

C Block Table

 C BLOCK	Tama Tonga	Tomohiro Ishii	Shingo Takagi	Mikey Nicholls	HENARE	Eddie Kingston	David Finlay	EVIL	TOTAL POINTS
Tama Tonga		○	▲	○	○	●	○	●	9
Tomohiro Ishii	●		●	●	●	○	●	●	4
Shingo Takagi	▲	○		○	●	●	○	●	7
Mikey Nicholls	●	○	●		○	●	●	○	4
HENARE	●	○	○	●		●	●	●	4
Eddie Kingston	○	●	○	○	○		●	●	8
David Finlay	●	○	●	○	○	○		○	10
EVIL	○	○	○	●	○	○	●		10

C Block Tournament-To-Date Boxscore

C Block							MATCH LENGTH									
Wrestler	Points	Max Points	Streak	Wins	Losses	Draws	Total Match Length	Average Match Length	% Of Total Block Match Length	Average Winning Match Length	Average Losing Match Length	Win/Loss Differential	Shortest Win	Shortest Loss	Longest Win	Longest Loss
EVIL	10	10	W1	5	2	0	1:43:00	14:43	13.02%	15:26	0:12:56	-0:02:30	12:03	12:56	17:40	16:12
David Finlay	10	10	W1	5	2	0	1:43:34	14:48	13.09%	14:05	0:16:33	0:02:28	09:52	16:33	16:34	18:45
<i>Tama Tonga</i>	<i>9</i>	9	<i>W1</i>	4	2	1	1:42:53	14:42	13.00%	13:25	0:14:36	0:01:11	09:10	14:36	15:38	17:34
<i>Eddie Kingston</i>	<i>8</i>	8	<i>L1</i>	4	3	0	1:31:05	13:01	11.51%	10:46	0:16:00	0:05:14	08:33	16:00	12:20	16:34
<i>Shingo Takagi</i>	<i>7</i>	7	<i>L1</i>	3	3	1	1:55:46	16:32	14.63%	15:23	0:16:33	0:01:10	09:13	16:33	18:45	19:38
<i>Tomohiro Ishii</i>	<i>4</i>	4	<i>W1</i>	2	5	0	1:47:53	15:25	13.63%	14:36	0:15:44	0:01:08	13:01	15:44	16:12	18:10
<i>Mikey Nicholls</i>	<i>4</i>	4	<i>L1</i>	2	5	0	1:11:50	10:16	9.08%	11:01	0:09:58	-0:01:03	09:40	09:58	12:21	13:01
<i>HENARE</i>	<i>4</i>	4	<i>W1</i>	2	5	0	1:35:19	13:37	12.05%	17:00	0:12:16	-0:04:44	14:21	12:16	19:38	14:30
Italics=Eliminated							6:35:40	0:14:08								


NJPW G1 Climax 33 – Night Eighteen – Semi Finals

Date: August 12, 2023

Venue: Ryogoku Kokugikan (Sumo Hall), Tokyo

Time: 5:00 pm JST

D Block Table

 D BLOCK	Hiroshi Tanahashi	Hirooki Goto	Toru Yano	Tetsuya Naito	Zack Sabre Jr.	Shane Haste	Jeff Cobb	Alex Coughlin	TOTAL POINTS
Hiroshi Tanahashi		○	○	●	●	○	●	●	6
Hirooki Goto	●		○	●	●	○	○	●	6
Toru Yano	●	●		●	●	○	○	●	4
Tetsuya Naito	○	○	○		○	●	●	○	10
Zack Sabre Jr.	○	○	○	●		○	●	○	10
Shane Haste	●	●	●	○	●		▲	○	5
Jeff Cobb	○	●	●	○	○	▲		○	9
Alex Coughlin	○	○	○	●	●	●	●		6

D Block Tournament-To-Date Boxscore

D Block							MATCH LENGTH									
Wrestler	Points	Max Points	Streak	Wins	Losses	Draws	Total Match Length	Average Match Length	% Of Total Block Match Length	Average Winning Match Length	Average Losing Match Length	Win/Loss Differential	Shortest Win	Shortest Loss	Longest Win	Longest Loss
Tetsuya Naito	10	10	W3	5	2	0	1:39:59	14:17	16.49%	14:23	0:14:02	-0:00:21	07:44	14:02	18:30	14:20
Zack Sabre Jr.	10	10	W1	5	2	0	1:35:38	13:40	15.78%	12:10	0:17:23	0:05:13	05:37	17:23	16:09	18:30
<i>Jeff Cobb</i>	<i>9</i>	9	D1	4	2	1	1:15:29	10:47	12.45%	12:44	0:06:41	-0:06:03	09:51	06:41	16:16	11:33
<i>Alex Coughlin</i>	<i>6</i>	6	W2	3	4	0	1:02:26	08:55	10.30%	06:47	0:10:31	0:03:45	05:07	10:31	08:50	11:13
Hiroshi Tanahashi	6	6	L2	3	4	0	1:27:52	12:33	14.49%	11:30	0:13:21	0:01:51	07:45	13:21	14:40	17:54
Hirooki Goto	6	6	L1	3	4	0	1:13:59	10:34	12.20%	06:55	0:13:18	0:06:23	02:29	13:18	11:33	17:40
<i>Shane Haste</i>	<i>5</i>	5	D1	2	4	1	1:09:54	09:59	11.53%	12:19	0:08:31	-0:03:48	10:55	08:31	13:44	13:23
<i>Toru Yano</i>	<i>4</i>	4	L1	2	5	0	0:40:55	05:51	6.75%	03:59	0:06:35	0:02:36	01:49	06:35	06:09	07:45
Italics=Eliminated							5:03:06	0:10:50								